



PAPARAN PUBLIK

PT INTRACO PENTA, Tbk

Gedung Bursa Efek Indonesia, Jakarta 23 Januari 2013




**Event Highlights
2012**

Business Model

Key Financial Figures

Outlook



POLISHED TO
PERFECTION

PT Intraco Penta Tbk

Top Performing Listed Companies

2012



PT Intraco Penta Tbk

Peringkat 20 dari 50 Best Of the Best Top Company

Our Best of the Best list has been upgraded. Last year we had two lists: one of the 10 best largest companies (with sales of \$1 billion and above) and a second of the 40 best small and mid-sized companies (with sales below \$1 billion). This year the two lists are merged into one—the best of all listed companies, regardless of size. Our methodology identifies company only with good long-term performance in multiple areas. They are the 50 best of the best.

PHOTOGRAPHS BY AIRMO ZAPROW / FORBES INDONESIA

FORBES INDONESIA | 27

Forbes BEST of the BEST		top 50	
1. LIPPO CIKARANG Sales \$99 M Profits \$28 M PROPERTY	2. BW PLANTATION Sales \$98 M • Profits \$35 M PLANTATION	3. ACE HARDWARE INDONESIA Sales \$287 M Profits \$31 M RETAIL	4. AKR CORPORINDO Sales \$2,069 M • Profits \$252 M LOGISTICS
5. MASKAPAI REASURANSI INDONESIA Sales \$38 M Profits \$7 M INSURANCE	6. ALAM SUTERA REALTY Sales \$192 M Profits \$66 M PROPERTY	7. MAYORA INDAH Sales \$1,040 M • Profits \$52 M FOOD	8. SINAR MAS MULTIARTHA Sales \$2,079 M Profits \$184 M FINANCE
9. SURYA SEMESTA INTERNUSA Sales \$56 M Profits \$28 M PROPERTY	10. ELANG MAHKOTA TEKNOLOGI Sales \$155 M Profits \$67 M MEDIA	11. ETERINDO WAHANATAMA Sales \$99 M Profits \$8 M RESOURCES	12. INDOMOBIL SUKSES INTERNASIONAL Sales \$1,735 M Profits \$89 M RETAIL
13. JASUINDO TIGA PERKASA Sales \$56 M Profits \$9 M BUSINESS SERVICES	14. BHAKTI INVESTAMA Sales \$84 M Profits \$27 M INVESTMENT	15. MULTI BINTANG INDONESIA Sales \$204 M Profits \$56M BEVERAGES	16. RESOURCE ALAM INDONESIA Sales \$234 M Profits \$50 M ENERGY
17. UNITED TRACTORS Sales \$6,096 M Profits \$649 M HEAVY EQUIPMENT	18. BANK HIMPUNAN SAUDARA 1906 Sales \$68 M Profits \$10 M FINANCE	19. EKADHARMA INTERNATIONAL Sales \$36 M Profits \$3 M ADHESIVE TAPE	20. INTRACO PENTA Sales \$352 M Profits \$15 M HEAVY EQUIPMENT
21. KAWASAN INDUSTRI JABABEKA Sales \$126 M Profits \$36 M PROPERTY	22. SARANA MENARA NUSANTARA Sales \$182 M Profits \$31 M TELECOM	23. TOWER BERSAMA INFRASTRUCTURE Sales \$107 M Profits \$52 M TELECOM	24. WIJAYA KARYA Sales \$852 M Profits \$39 M CONSTRUCTION
25. HEXINDO ADIPEKASA Sales \$317 M Profits \$45 M HEAVY EQUIPMENT	26. SUMBER ALFARIA TRUJANA Sales \$2,005 M Profits \$40 M RETAIL		

METHODOLOGY

Companies were selected using multiple metrics assigned various weights in a formula that included five-year operating income growth, five-year sales growth, one-year stock price change and three-to-five years EPS growth. Those results were then screened for governance. Prices and exchange rates are as of May 9, financials for latest available full-year, typically for calendar year 2011.

Sources: Bloomberg, Forbes Indonesia, Interactive Data, L1onshare, Thomson IBES and Worldscope via FactSet Research Systems

JULY 2012 FORBES INDONESIA | 29

PT Intraco Penta Tbk

Masuk sebagai LQ45

Daftar Saham yang Masuk dalam Penghitungan Indeks LQ45
Periode Agustus 2012 s.d. Januari 2013
(Lampiran Pengumuman BEI No. Peng-00461/BEI.PSH/07-2012 tanggal 25 Juli 2012)

No.	Kode	Nama Saham	Keterangan
1.	AALI	Astra Agro Lestari Tbk.	Tetap
2.	ADRO	Adaro Energy Tbk.	Tetap
3.	AKRA	AKR Corporindo Tbk.	Tetap
4.	ANTM	Aneka Tambang (Persero) Tbk.	Tetap
5.	ASII	Astra International Tbk.	Tetap
6.	ASRI	Alam Sutera Realty Tbk.	Tetap
7.	BBCA	Bank Central Asia Tbk.	Tetap
8.	BBNI	Bank Negara Indonesia (Persero) Tbk.	Tetap
9.	BBRI	Bank Rakyat Indonesia (Persero) Tbk.	Tetap
10.	BDMN	Bank Danamon Indonesia Tbk.	Tetap
11.	BHIT	Bhakti Investama Tbk.	Baru
12.	BJBR	Bank Pembangunan Daerah Jawa Barat dan Banten Tbk.	Tetap
13.	BKSL	Sentul City Tbk.	Baru
14.	BMRI	Bank Mandiri (Persero) Tbk.	Tetap
15.	BORN	Borneo Lumbung Energi & Metal Tbk.	Tetap
16.	BSDE	Bumi Serpong Damai Tbk.	Baru
17.	BUMI	Bumi Resources Tbk.	Tetap
18.	BWPT	BW Plantation Tbk.	Baru
19.	CPIN	Charoen Pokphand Indonesia Tbk.	Tetap
20.	ELTY	Bakrieland Development Tbk.	Tetap
21.	ENRG	Energi Mega Persada Tbk.	Tetap
22.	EXCL	XL Axiata Tbk.	Tetap
23.	GGRM	Gudang Garam Tbk.	Tetap
24.	HRUM	Harum Energy Tbk.	Tetap
25.	ICBP	Indofood CBP Sukses Makmur Tbk.	Tetap
26.	INCO	Vale Indonesia Tbk.	Tetap
27.	INDF	Indofood Sukses Makmur Tbk.	Tetap
28.	INDY	Indira Energy Tbk.	Tetap
29.	INTA	Intraco Penta Tbk.	Baru
30.	INTP	Indocement Tungal Prakasa Tbk.	Tetap
31.	ITMG	Indo Tambangraya Megah Tbk.	Tetap
32.	JSMR	Jasa Marga (Persero) Tbk.	Tetap
33.	KIJA	Kawasan Industri Jababeka Tbk.	Tetap
34.	KLBF	Kalbe Farma Tbk.	Tetap
35.	LPKR	Lippo Karawaci Tbk.	Tetap
36.	LSIP	PP London Sumatra Indonesia Tbk.	Tetap
37.	MNCN	Media Nusantara Citra Tbk.	Baru
38.	PGAS	Perusahaan Gas Negara (Persero) Tbk.	Tetap
39.	PTBA	Tambang Batubara Bukit Asam (Persero) Tbk.	Tetap
40.	SMGR	Semen Gresik (Persero) Tbk.	Tetap
41.	TINS	Timah (Persero) Tbk.	Tetap
42.	TLKM	Telekomunikasi Indonesia (Persero) Tbk.	Tetap
43.	TRAM	Trada Maritime Tbk.	Tetap
44.	UNTR	United Tractors Tbk.	Tetap
45.	UNVR	Unilever Indonesia Tbk.	Tetap

PT. Intan Baruprana Finance

Best Multifinance Company

Infobank Award



2011
"Sangat Bagus"

Investor Magazine Award



2011:
Multifinance Terbaik ke-3
(Kategori Aset Rp 1T– 2T)

Pembukaan Kantor Cabang Baru



- Luwuk



- Kendari



- Palu

Events Highlights
2012

Business Model

Key Financial Figures

Outlook



Produk yang Teruji

INTA hanya menyediakan produk yang berkelas dunia dan yang merupakan pemimpin pasar di kelasnya.

BRAND	Since	Key Quality	Product Pictures
	1982	<ul style="list-style-type: none"> ➤ Sales outlet di lebih dari 100 negara ➤ Terbukti dengan produk yang aman, ramah lingkungan dan berkualitas tinggi 	  
	1992	<ul style="list-style-type: none"> ➤ Pemain kunci di bidang <i>compact equipment</i> ➤ Terkenal dengan <i>compact loader</i> – nya yang pertama kali ditemukan sekitar 50 tahun yang lalu 	  
	2000	<ul style="list-style-type: none"> ➤ Produsen portable air compressor pertama di dunia ➤ Produsen Portable Light Tower yang paling terkenal 	  
	2009	<ul style="list-style-type: none"> ➤ Memiliki sertifikasi ISO9011 untuk quality management ➤ Terkenal karena stabilitas, daya tahan dan efisiensi produknya 	  
	2009	<ul style="list-style-type: none"> ➤ Produsen farm tractor terbesar ke-3 di dunia ➤ No. 1 di India, menguasai 25% dan 15% market share di Australia dan USA. 	  
	2011	<ul style="list-style-type: none"> ➤ Manufaktur heavy truck terbesar di China ➤ Eksportir heavy duty trucks terbesar dari China 	  

PENYEDIA LAYANAN SOLUSI TOTAL




Event Highlights
2012

Business Model

Key Financial Figures

Outlook

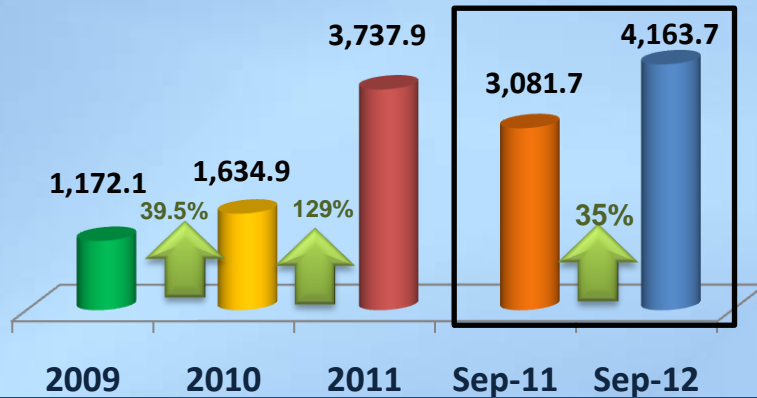


Key Financial Figure

As Of Audited December 31, 2009-2011 and Unaudited Sept 30, 2011-2012

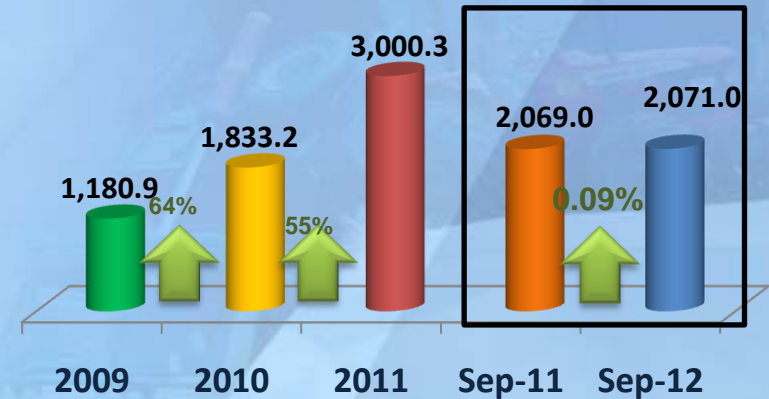
Aset

(*dalam miliar Rupiah)



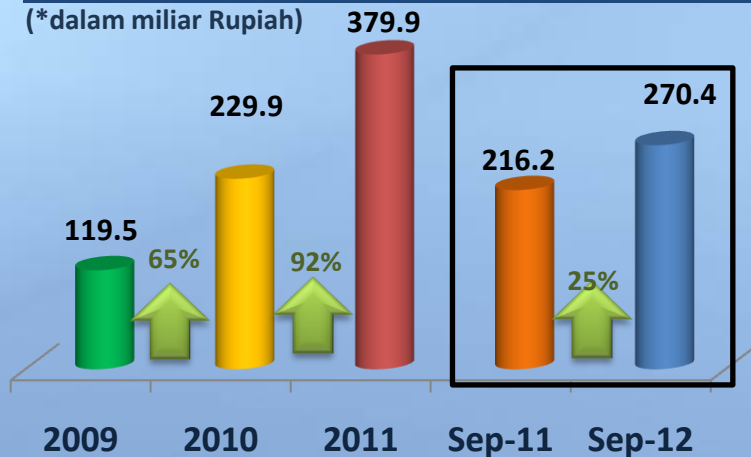
Pendapatan

(*dalam miliar Rupiah)



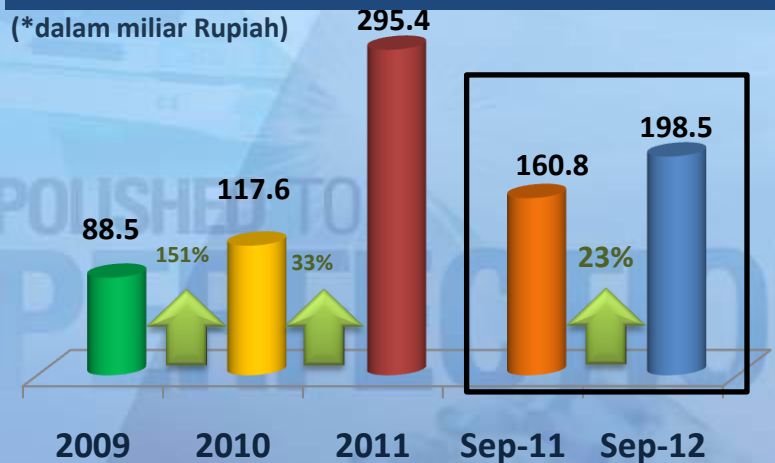
EBITDA

(*dalam miliar Rupiah)



Laba Usaha

(*dalam miliar Rupiah)



Laporan Posisi Keuangan Konsolidasian

Audited Dec 31, 2009-2011 & Un-audited Sept 30, 2012

(Dalam Miliar Rupiah)

Aset	Dec 2009	Dec 2010	Dec 2011	Sep 2011	Sep 2012
Aset Lancar	702.5	947.7	2,001.2	1,742.5	2,314.1
Aset Tidak Lancar	469.6	687.2	1,736.8	1,339.2	1,849.6
Total Aset	1,172.1	1,634.9	3,737.9	3,081.7	4,163.7
Liabilitas & Ekuitas	Dec 2009	Dec 2010	Dec 2011	Sep 2011	Sep 2012
Liabilitas Jk. Pendek	538.6	869.7	2,383.1	1,861.5	2,693.1
Liabilitas Jk. Panjang	257.2	328.4	818.1	739.4	954.1
Ekuitas	376.3	436.8	536.8	480.8	516.5
Pertumbuhan	Dec 2009	Dec 2010	Dec 2011	Sep 2011	Sep 2012
Aset	2.9%	39.7%	128.6%	80.2%	35%
Ekuitas	14.5%	16.1%	22.9%	23.0%	7%

Laporan Laba Rugi Komprehensif Konsolidasian

Audited Dec 31, 2009-2011 & Un-audited Sept 30, 2012
(Dalam Miliar Rupiah)

Description	Audited 2009	Audited Dec 2010	Audited Dec 2011	Unaudited Sep 2011	Unaudited Sep 2012
Jumlah Unit	482 units	835 units	1,585 units	1,163 units	1,028 units
Pendapatan	1,180.9	1,833.2	3,000.3	2,069.0	2,071.0
Laba Kotor	236.3	316.6	523.6	316.9	420.9
Beban Usaha	147.8	164.8	228.2	156.1	222.4
Laba Usaha	88.5	117.6	295.4	160.8	198.5
Laba Bersih	37.5	84.5	120.2	68.1	31.7
EBITDA	119.5	229.9	379.9	216.2	270.4
Pertumbuhan (YoY)	2009 (%)	2010 (%)	2011 (%)	Sep 2011 (%)	Sep 2012 (%)
Jumlah Unit	(16.0%)	73.2%	89.8%	55.1%	(12%)
Pendapatan	5.4%	55.2%	63.7%	50.7%	0.09%
Laba Usaha	(0.2%)	32.9%	151.2%	48.8%	23.4%
EBITDA	21.6%	92.3%	65.2%	83.9%	25%

KEUNGGULAN KOMPETITIF

- Posisi Keuangan yang Menguntungkan
- Organisasi Purna Jual yang Teruji
- Dasar Pelanggan yang Kuat
- Produk yang Teruji dan Berkualitas
- Sistem Teknologi Informatika yang Kompeten
- Jaringan Pemasaran Yang Luas
- Pengalaman dan Eksistensi Yang Lama
- Dukungan yang Solid dan Terjamin dari Principal

TOTAL SOLUTION PROVIDER

Event Highlights
2012

Business Model

Key Financial Figures

Outlook



PERFECTION

2013 Prospect & Outlook

- Industri Pertambangan yang stabil
- INTA akan masuk ke industri lainnya yang berkembang seperti industri agri, infrastruktur, dan transportasi
- Pertumbuhan Pendapatan sebesar 15-20%
- INTA akan terus memperkuat posisi keuangan dan permodalannya

POLISHED TO
PERFECTION

Terima Kasih

POLISHED TO
PERFECTION